

APPLICATION NOTE

 Date : 25th May. 2005

SUBJECT:
RF characteristics data of MGF0952P for Freq.=2.11-2.17GHz band
SUMMARY: This application note show the RF characteristics data of MGF0952P

- Sample history:
MGF0952P : Lot number "42AA"
- Evaluate conditions(In "○"part shown as follows, there is an evaluation result.)

CW(1tone)		IDQ		Tc=25deg.C Freq.=2.14GHz
		0.7	0.56	
VD	10	○	○	
	9	○	-	

Tc	CW	ACLR	Vd=10V, IDQ=0.7A Freq.=2.14GHz
-20	○	○	
+25	○	○	
+80	○	○	

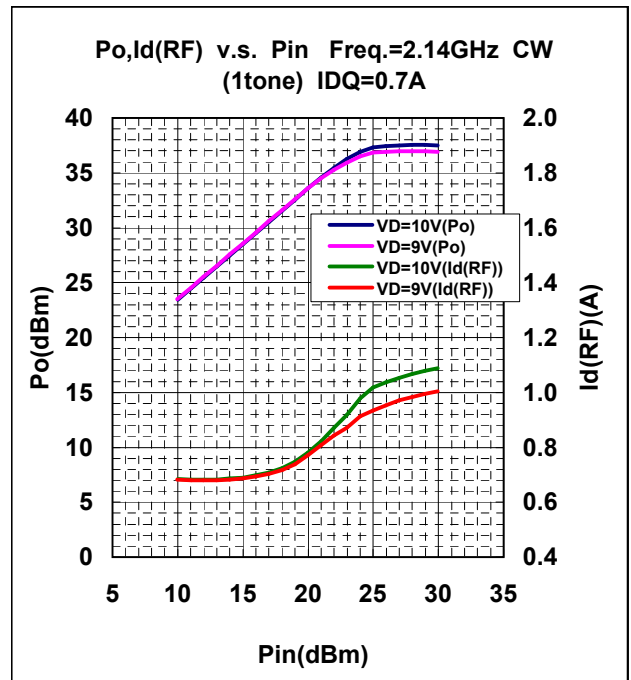
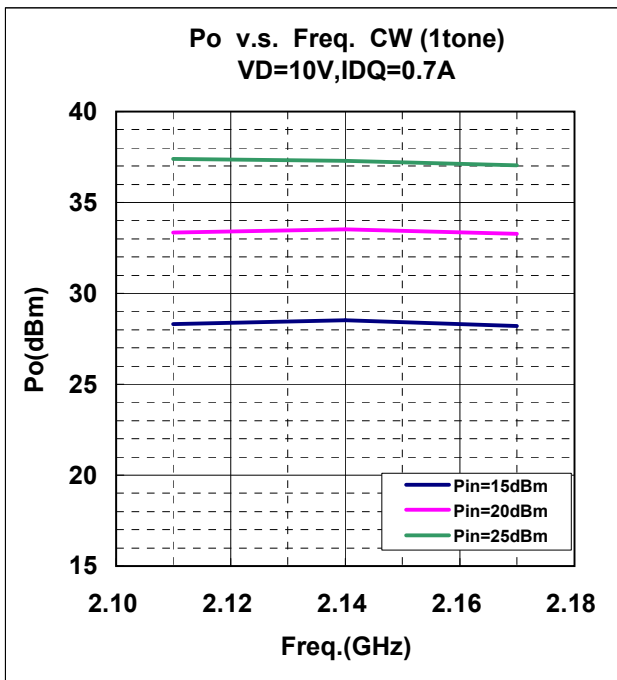
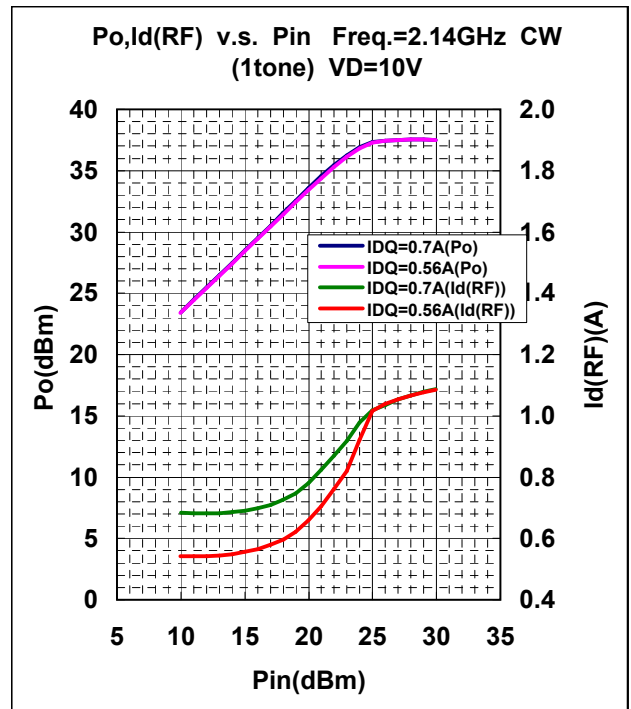
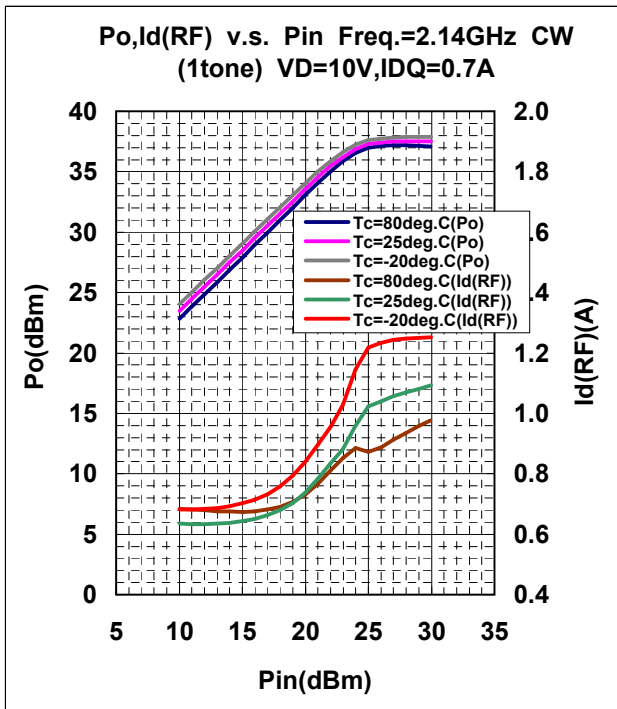
ACLR		IDQ		Tc=25deg.C Freq.=2.14GHz
		0.7	0.56	
VD	10	○	○	
	9	○	-	

IMD		IDQ		Tc=25deg.C Freq.=2.14GHz
		0.7	0.56	
VD	10	○	-	
	9	-	-	

- **Results**
Page2-3 shows the RF characteristics data.
Page 4 shows the Equivalent Circuit

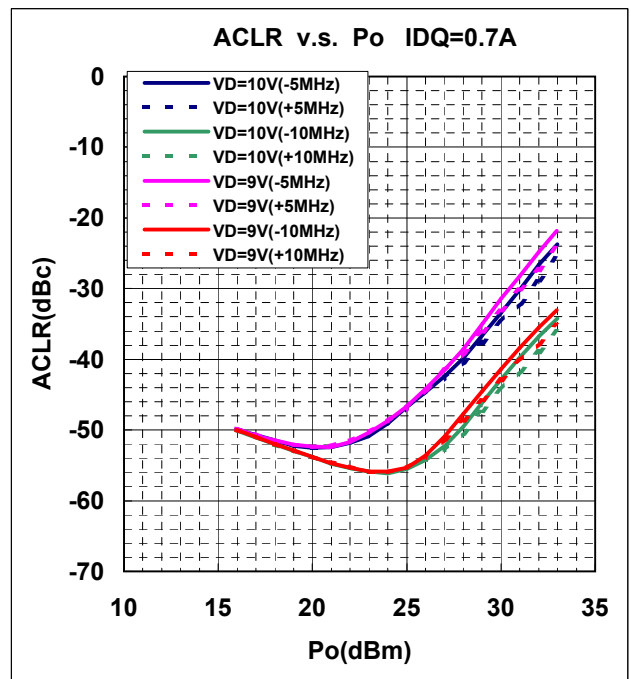
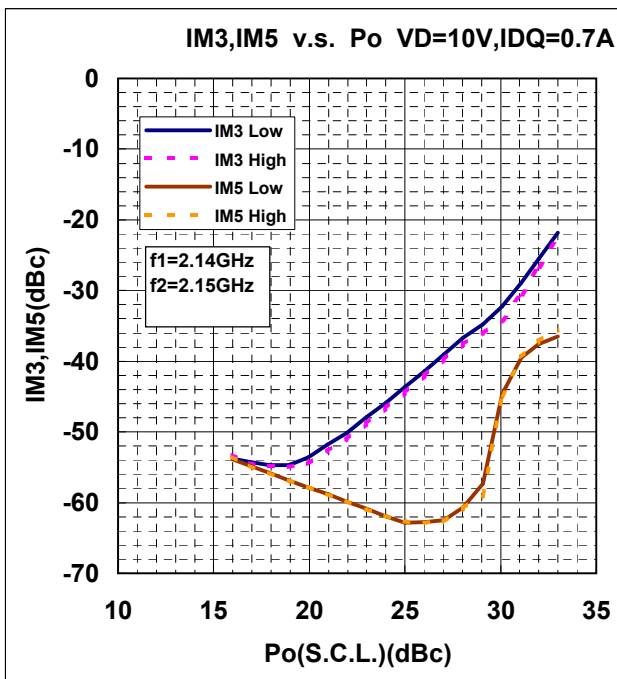
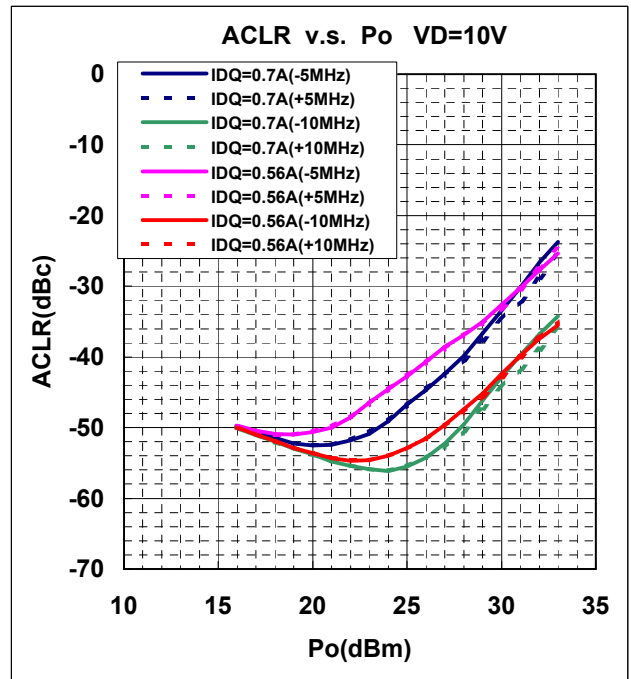
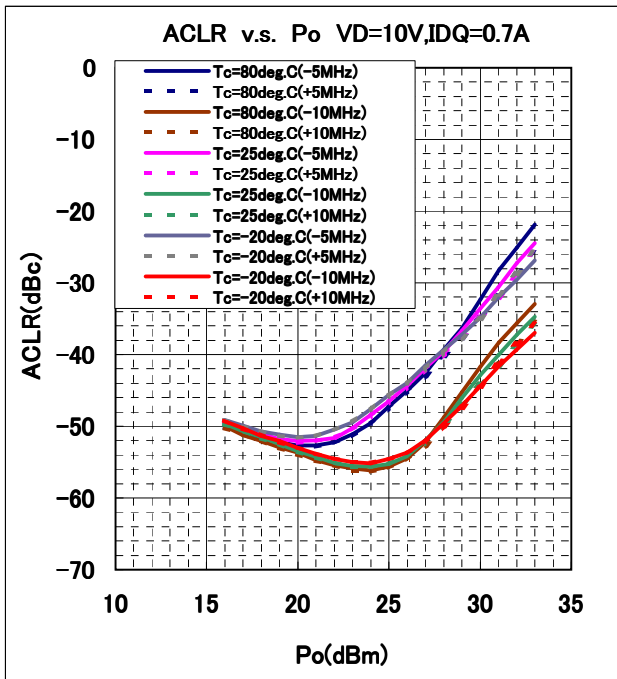
May. 2005

MGF0952P RF TEST DATA for Freq=2.11-2.17GHz

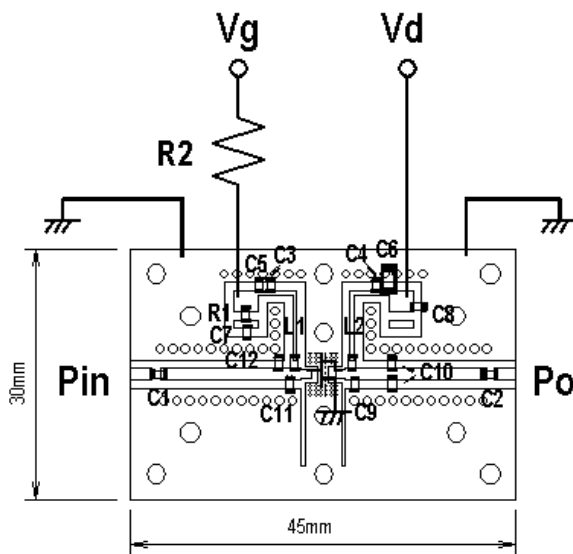


MGF0952P RF TEST DATA for Freq=2.11-2.17GHz

ACLR v.s. Po(W-CDMA) ; 3GPP TEST MODEL1 64ch's 2carrier Signal



MGF0952P TEST FIXTURE f=2.11-2.17GHz



C1,C2,C3,C4=20pF
C5,C7,C8=1000pF
C9=2pF
C11=3pF
C10=1pF
C12=0.5pF
C6=4.7uF
L1,L2=12nH
R1=51ohm
R2=100ohm

Board material:FR4 Thickness=0.8(mm)
Specific dielectric constant=4.4