

# APPLICATION NOTE

 Date : 8<sup>th</sup> Dec. 2005

**SUBJECT:**
**RF characteristics data of MGF0915A for Freq.=2.3-2.4GHz band**
**SUMMARY:** This application note show the RF characteristics data of MGF0915A

- Sample history:  
MGF0915A : Lot number "46G"
- Evaluate conditions(In "○"part shown as follows, there is an evaluation result. )

CW(1tone)		IDQ		Tc=25deg.C Freq.=2.35GHz
		0.8	0.64	
VD	10	○	○	
	9	○	-	

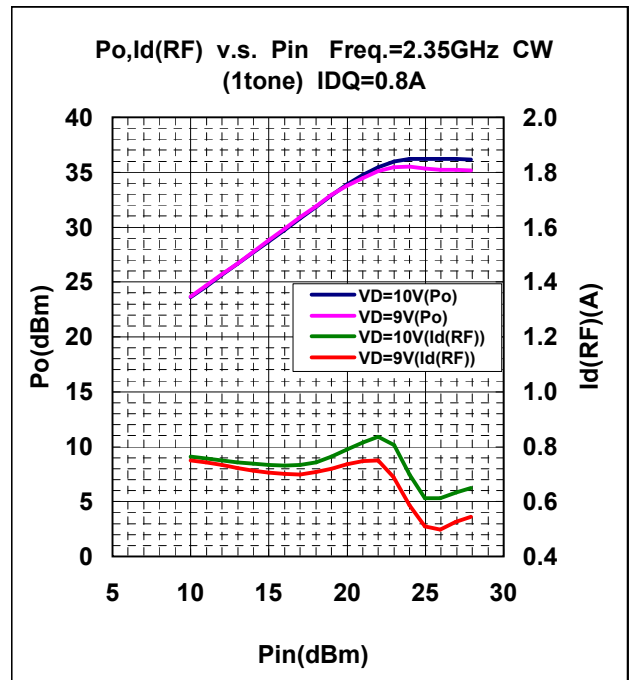
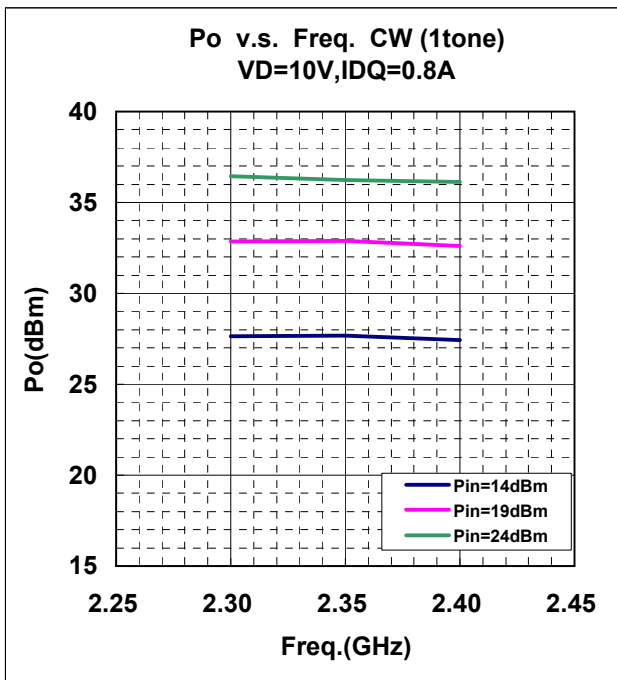
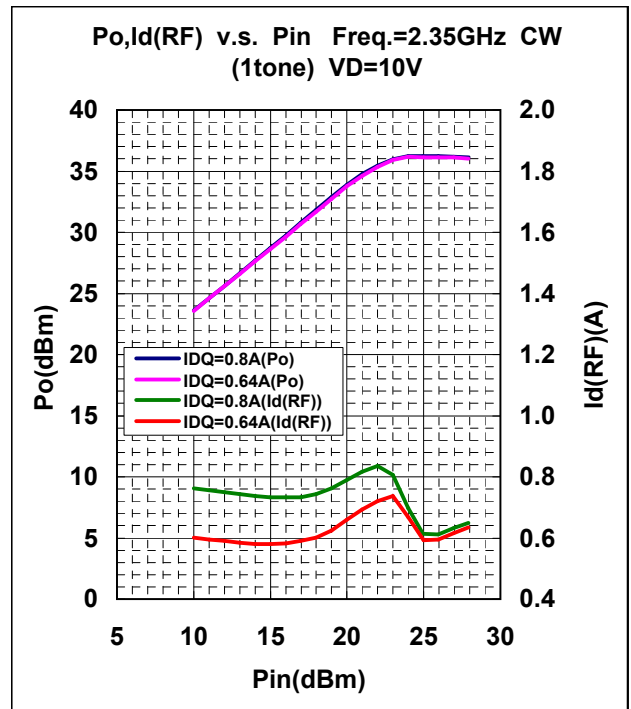
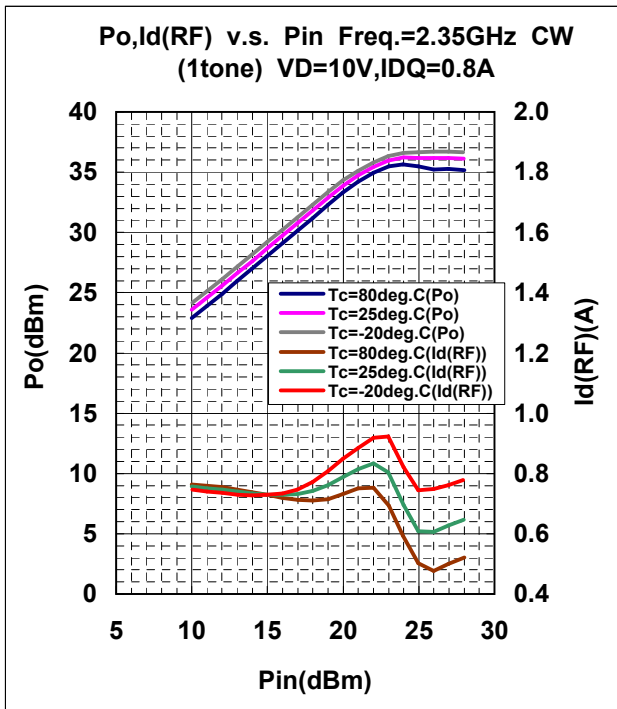
Tc	CW	ACLR	Vd=10V, IDQ=0.8A Freq.=2.35GHz
-20	○	○	
+25	○	○	
+80	○	○	

ACLR		IDQ		Tc=25deg.C Freq.=2.35GHz
		0.8	0.64	
VD	10	○	○	
	9	○	-	

IMD		IDQ		Tc=25deg.C Freq.=2.35GHz
		0.8	0.64	
VD	10	○	-	
	9	-	-	

- **Results**  
Page2-3 shows the RF characteristics data.  
Page 4 shows the Equivalent Circuit

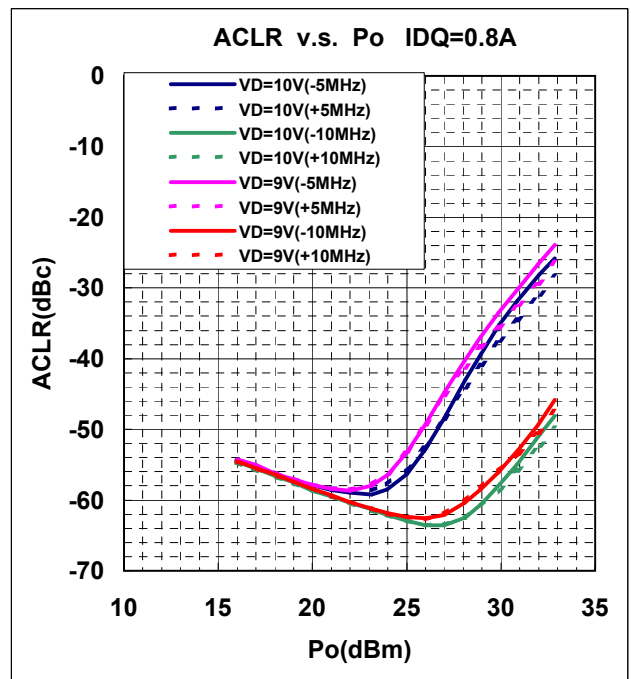
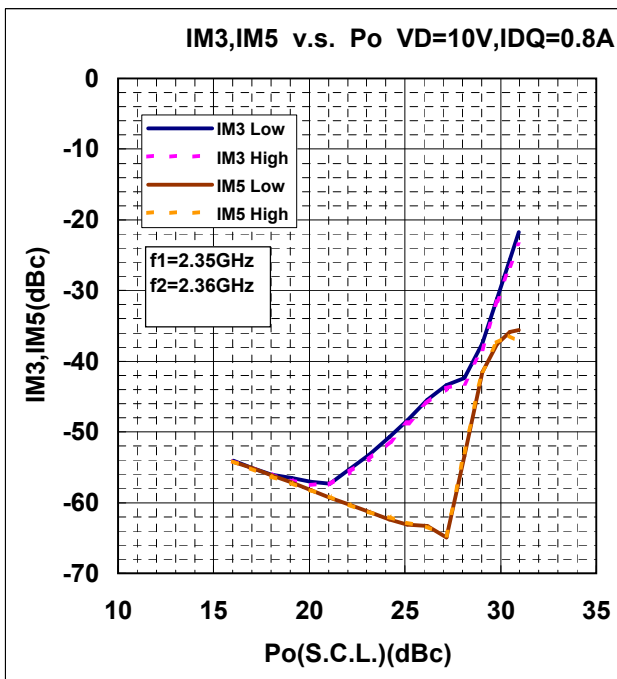
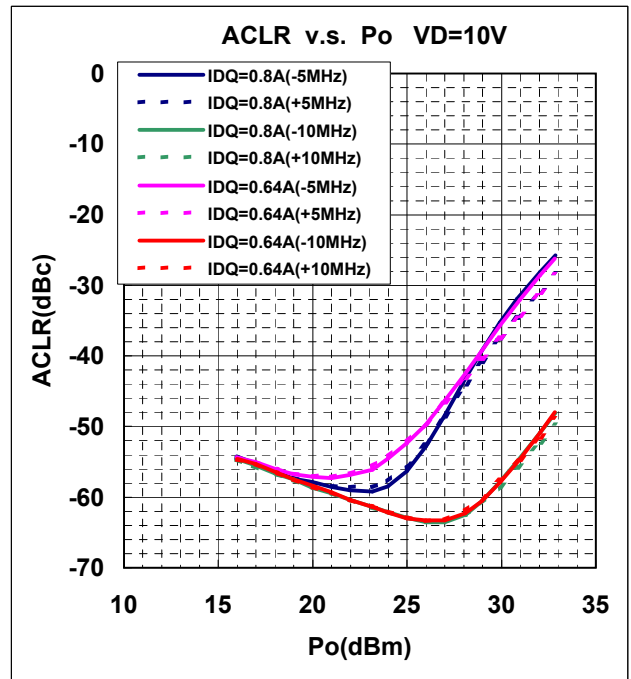
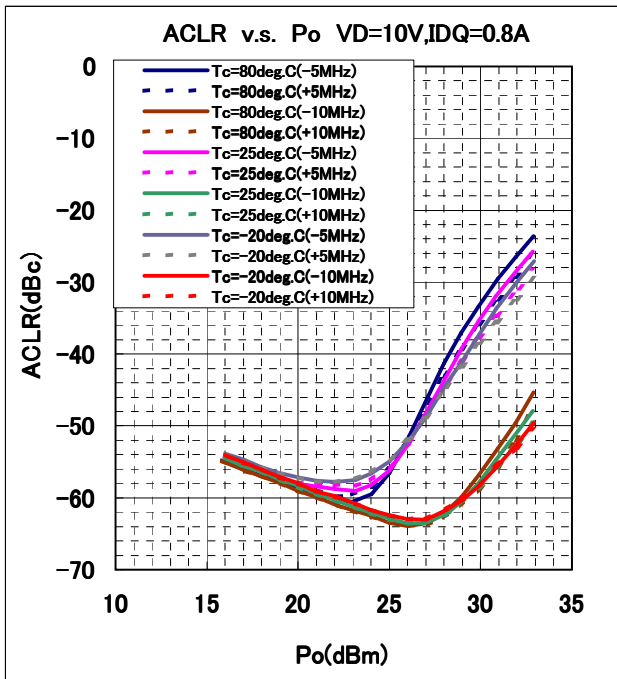
**MGF0915A RF TEST DATA for Freq.=2.3-2.4GHz BAND**



Dec. 2005

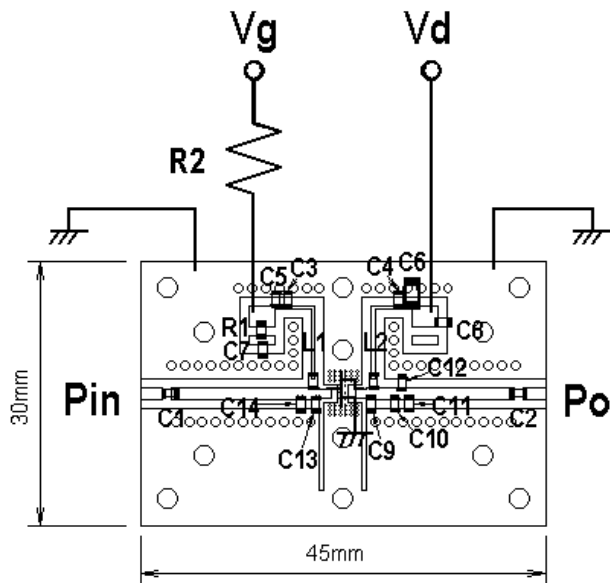
## MGF0915A RF TEST DATA for Freq.=2.3-2.4GHz BAND

ACLR v.s. Po(W-CDMA) ; 3GPP TEST MODEL1 64ch's Single Signal



Dec. 2005

## MGF0915A TEST FIXTURE $f=2.35\text{GHz}$



C1,C2,C3,C4=20pF  
C5,C7,C8=1000pF  
C14=2pF  
C10,C12,C13=1pF  
C9,C11=0.5pF  
C6=4.7uF  
L1,L2=12nH  
R1=51ohm  
R2=100ohm

Board material:FR4 Thickness=0.8(mm)  
Specific dielectric constant=4.4